

Notebooks


[Skype Instructions](#)[TeamsNotebook\(S...](#)[Canvas Notebook](#)[Joel @ School](#)[More Notebooks](#)[+ Notebook](#)

Install Teams v1.0

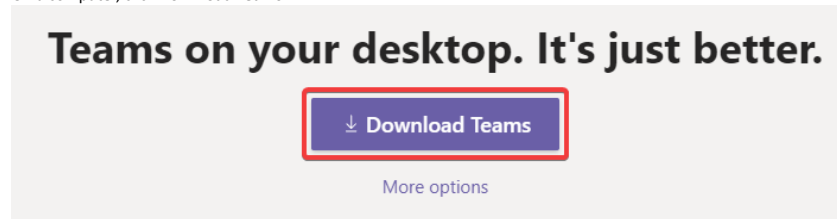
Friday, March 20, 2020 4:10 PM

1. Go to the Microsoft Teams download site - <https://teams.microsoft.com/downloads>
2. For mobile, click **More options**

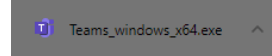
Mobile




- a. Select the device and install from the store as usual
3. On a computer, click **Download Teams**




4. When the file has downloaded, run it. Chrome Browser shown



5. It will install teams for you



6. Once it has finished installing it will run, click **Continue**



Welcome to Microsoft Teams!

Chat and collaborate with your coworkers in one app. [Learn more](#)

7. Enter your Charter email address, and click **Next**

