

HOW TO DOWNLOAD THE CANVAS STUDENT APP ON YOUR iOS DEVICE

Download the Canvas Student app on your iOS device for easier accessibility to course content. The images in this lesson are shown for a phone display, but unless otherwise noted, tablet displays mirror the same steps. [Visit the Canvas website](#) to see the most up-to-date instructions.

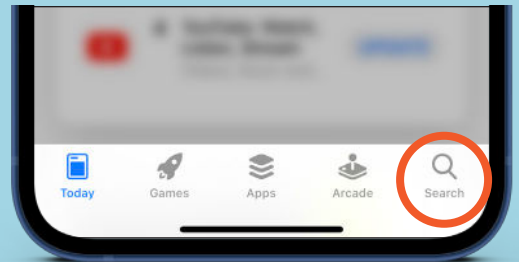
STEP 1: OPEN APP STORE

- Open your iOS device and tap the App Store icon.



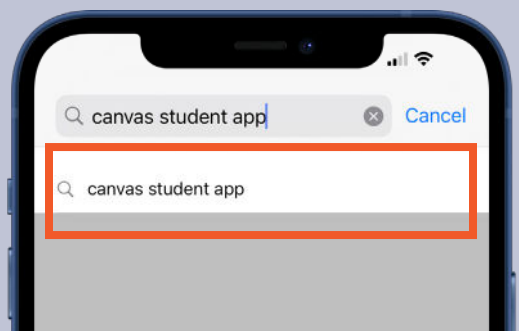
STEP 2: OPEN SEARCH

- In phone devices, tap the Search icon at the bottom of the screen.
- In tablet devices, tap the Search field at the top of the App Store.



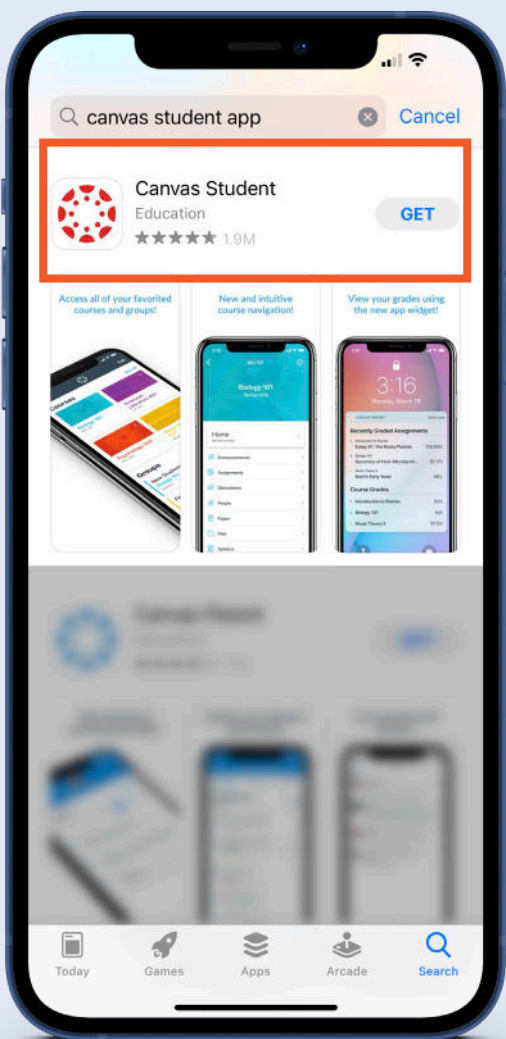
STEP 3: SEARCH FOR APP

- In the search field, type Canvas Student in the search field. Tap the full name when it appears.



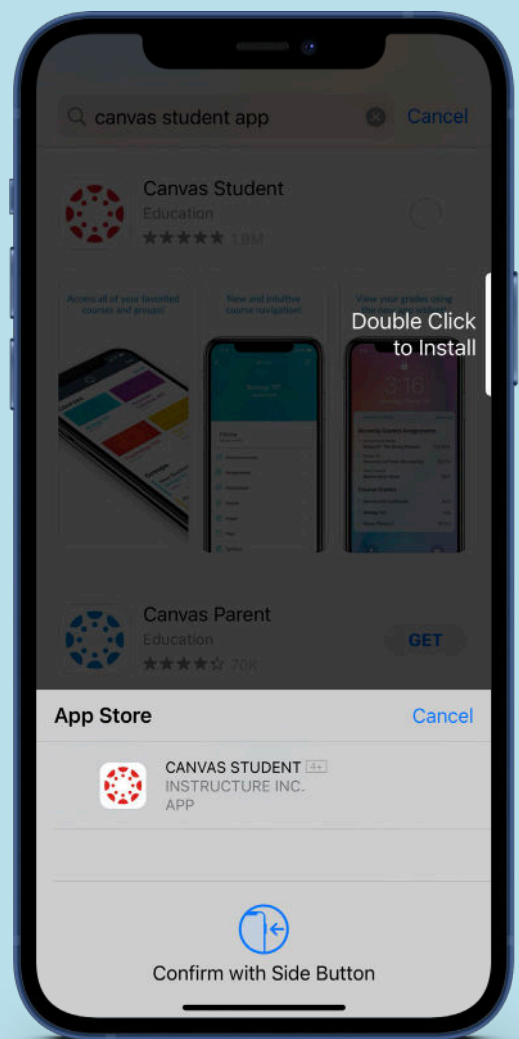
STEP 4: SELECT APP

- Tap the **GET** button to begin installation.




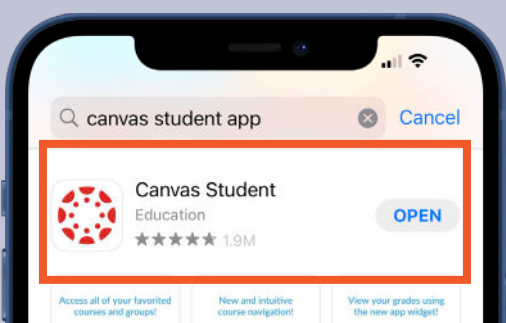
STEP 5: INSTALL APP

- Install the app per your device's installation method.
- iTunes may ask for your iTunes password to download the app.



STEP 6: OPEN APP

- When the app has downloaded and installed onto your iOS device, you can access the app immediately by tapping the **OPEN** button.
- You can also open the app on your iOS home screen by tapping the Student icon.



CHARTER COLLEGE

CHARTER INSTITUTE

A Division of Charter College

WE WORK TO GET YOU TO WORK.

chartercollege.edu