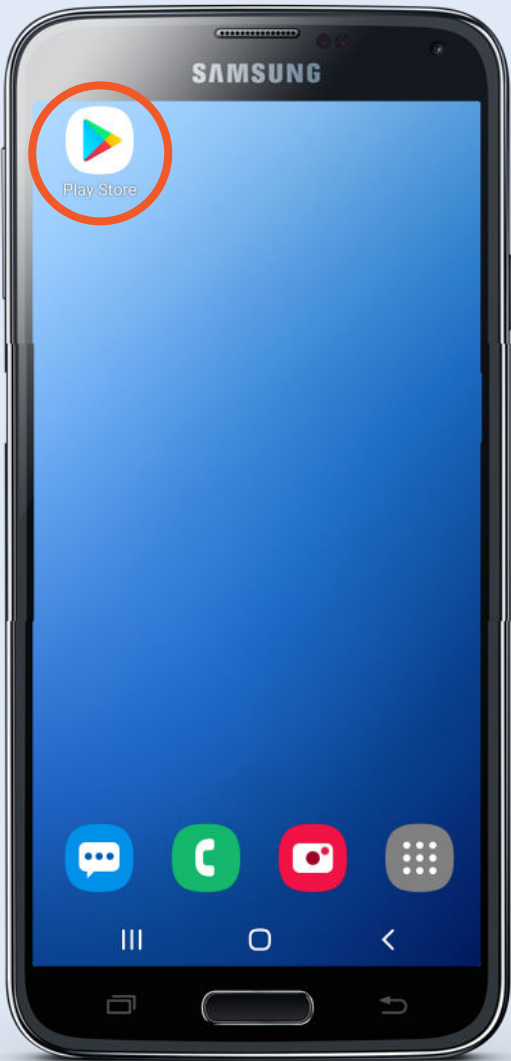


# HOW TO DOWNLOAD THE CANVAS STUDENT APP ON YOUR ANDROID DEVICE

Download the Canvas Student app on your Android device for easier accessibility to course content. The images in this lesson are shown for a phone display, but unless otherwise noted, tablet displays mirror the same steps. [Visit the Canvas website](#) to see the most up-to-date instructions.

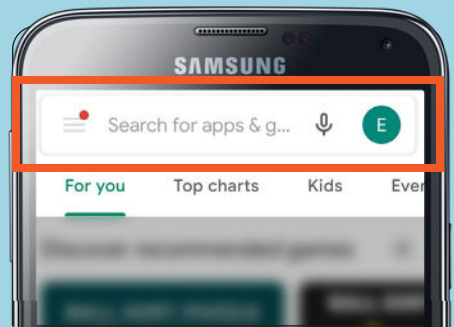
## STEP 1: OPEN PLAY STORE

- Open your Android device and tap the **Play Store** icon.



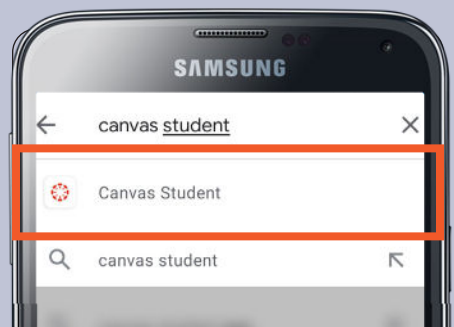
## STEP 2: OPEN SEARCH

- Tap the search bar at the top of the page.



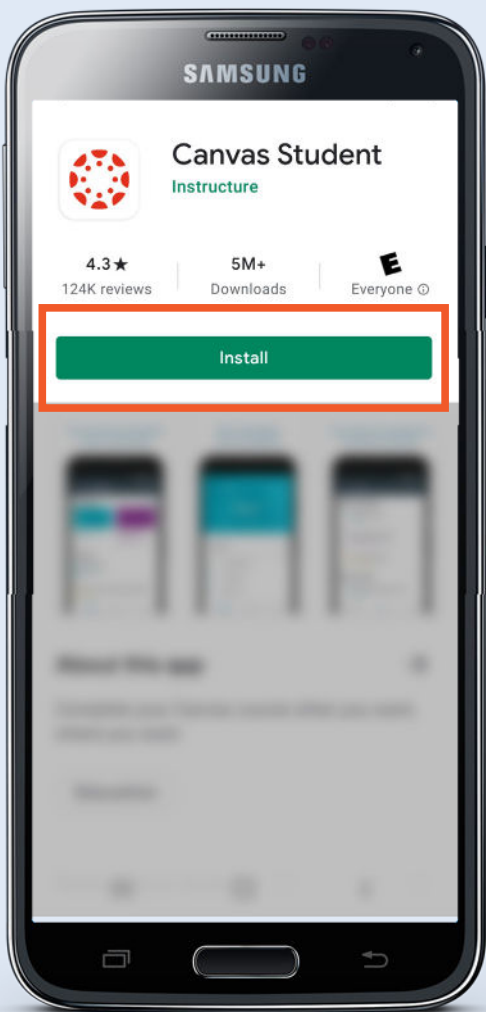
## STEP 3: SEARCH FOR APP

- In the search field, type Canvas Student. Tap the full name when it appears.



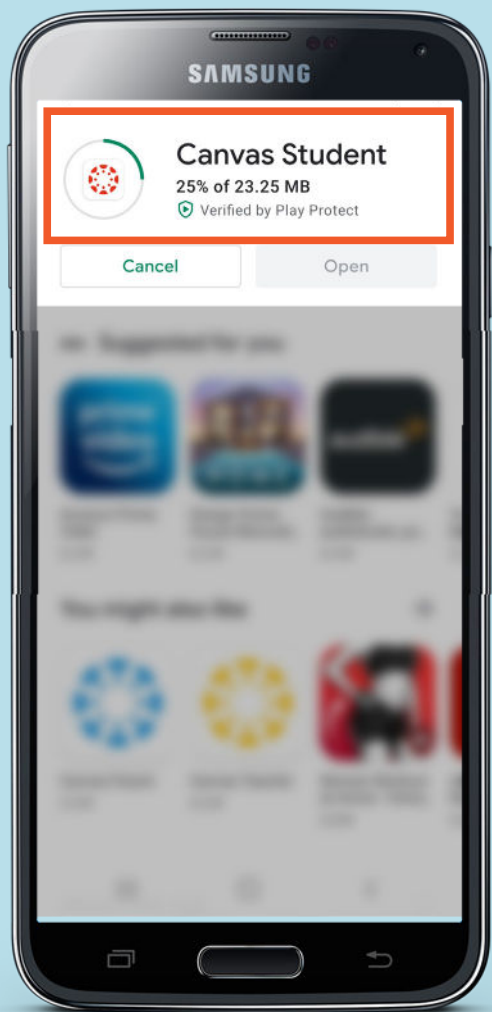
## STEP 4: SELECT APP

- Tap the **Install** button to begin installation.



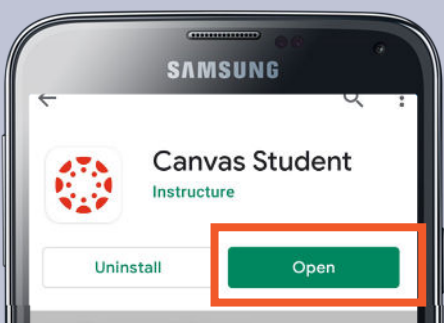
## STEP 5: DOWNLOAD APP

- View the app download and install progress.



## STEP 6: OPEN APP

- When the app has downloaded and installed onto your Android device, you can access the app immediately by tapping the **OPEN** button.
- You can also open the app on your Android home screen by tapping the Canvas Student icon.



CHARTER COLLEGE

CHARTER INSTITUTE

A Division of Charter College

WE WORK TO GET YOU TO WORK.

chartercollege.edu