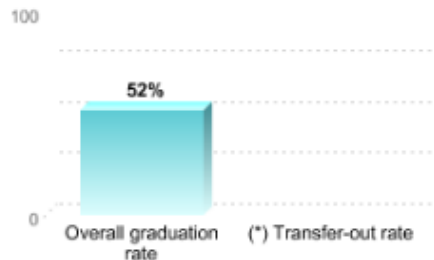


**“Student Right to Know” or IPEDS Graduation Rate
2022**

Each year Charter College determines the completion or graduation rate for a specific cohort of students. This information is gathered annually in compliance with the Student Right-to-Know Act. The overall graduation rate is also known as the “Student Right to Know” or IPEDS graduation rate. It tracks the progress of students who began their studies as full-time, first-time degree- or certificate-seeking students to see if they complete a degree or other award such as a certificate within 150% of “normal time” for completing the program in which they are enrolled. The graduation rate reported below is for students who began their studies in 2015-2016.

Some institutions also report a transfer-out rate, which is the percentage of the full-time, first-time students who transferred to another institution. Note that not all students at the institution are tracked for these rates. Students who have previously attended another postsecondary institution are not tracked for this rate.

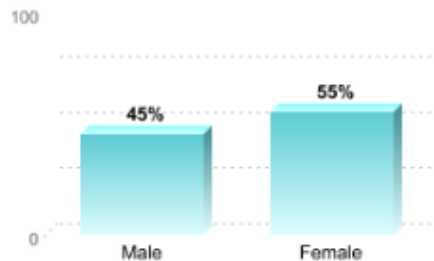
OVERALL GRADUATION AND TRANSFER-OUT RATES FOR STUDENTS WHO BEGAN THEIR STUDIES IN 2015-16



Percentage of Full-time, First-Time Students Who Graduated or Transferred Out Within 150% of "Normal Time" to Completion for Their Program

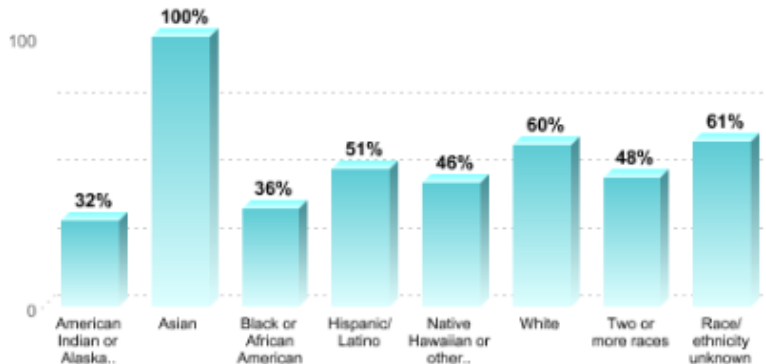
▪ (*) Not all institutions report transfer-out rates.

OVERALL GRADUATION RATE BY GENDER



Percentage of Full-time, First-time Students Who Began Their Studies in 2015-16 and Graduated Within 150% of "Normal Time" to Completion for Their Program

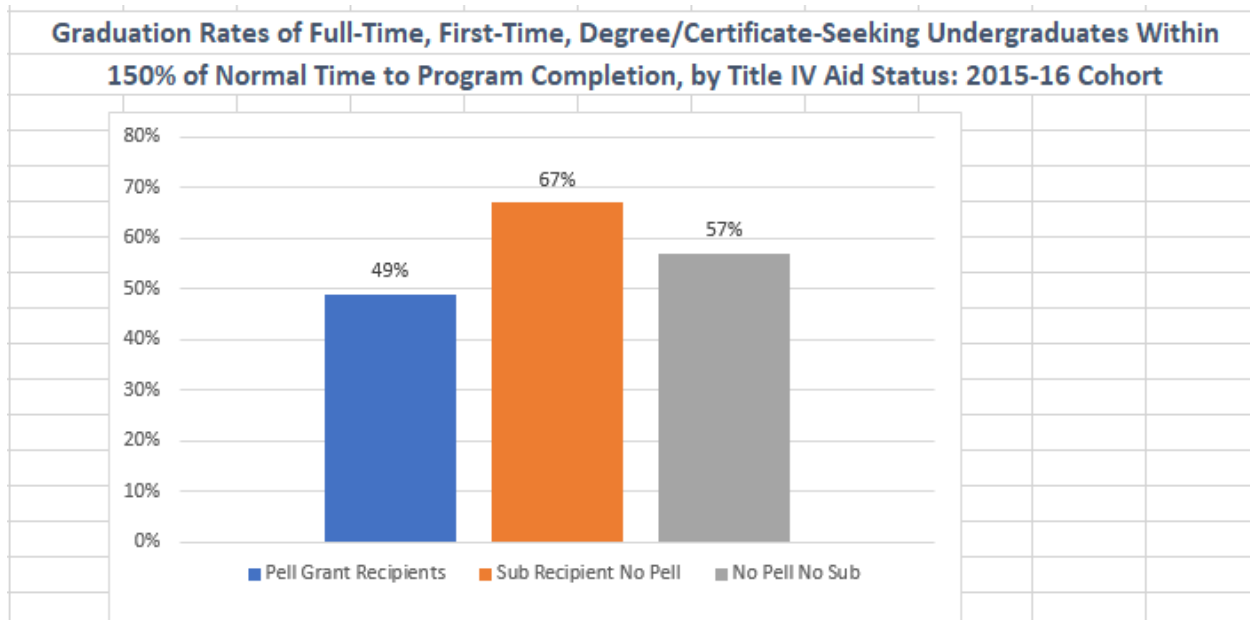
OVERALL GRADUATION RATE BY RACE/ETHNICITY



Percentage of Full-time, First-time Students Who Began Their Studies in 2015-16 and Graduated Within 150% of "Normal Time" to Completion for Their Program

The above information was reported to the U.S. Department of Education via the Integrated Postsecondary Education Data System (IPEDS). The IPEDS Survey is conducted by the National Center for Education Statistics (NCES). Survey results are displayed on the IPEDS College Navigator site, [College Navigator - Charter College \(ed.gov\)](https://nces.ed.gov/ipeds/data/collegenavigator/)

“Student Right to Know” or IPEDS Graduation Rate
2022



Graduation rates are based on the student’s completion status as of August 31, 2021.

Retention Rates as Reported to IPEDS Fall of 2021 for Full-Time, First-Time Bachelor’s Cohort from Fall 2020:

Retention rate is a measure of the rate at which students persist in their educational program at an institution, expressed as a percentage. The table below represents the percentage of Full Time, First Time undergraduate bachelor’s degree-seeking students from the previous fall (2020) who were still enrolled in the next fall (2021).

| | |
|--|------------|
| Count of FTFT undergraduate bachelor's degree seeking students enrolled in Fall 2020 | 0 |
| Count of FTFT undergraduate bachelor's degree seeking students enrolled Fall 2020 still enrolled as of Fall 2021 | 0 |
| RETENTION RATE: | N/A |